




Islamic Shia Ithna-Asheri
Jamaat of Toronto
FAITH PEACE UNITY

AL-HAADI STUDY CENTRE

Acquire Knowledge from
the Cradle to the Grave

~ Imam Ali (as)

al-haadi
planner
2021/2022 - 1443



بِسْمِ اللَّهِ الرَّحْمَنِ الرَّحِيمِ

In the name of Allah, Most Beneficent, Most Merciful

اللَّهُمَّ صَلِّ عَلَى مُحَمَّدٍ وَآلِ مُحَمَّدٍ

O Allah, bless Muhammad and the family of Muhammad.

اللَّهُمَّ كُنْ لَوْلِيِّكَ الْحُجَّةِ بْنِ الْحَسَنِ

O Allah, be, for Your representative, the Hujjat (proof), son of Al-Hasan,

صَلِّوَاتِكَ عَلَيْهِ وَعَلَى آبَائِهِ

Your blessings be on him and his forefathers,

فِي هَذِهِ السَّاعَةِ وَفِي كُلِّ سَاعَةٍ

in this hour and in every hour,

وَلِيًّا وَحَافِظًا وَقَائِدًا وَنَاصِرًا وَدَلِيلًا وَعَيْنًا

a guardian, a protector, a leader, a helper, a proof, and an eye.

حَتَّى تُسْكِنَهُ أَرْضَكَ طَوْعًا وَتُمَتِّعَهُ فِيهَا

طَوِيلًا

until You make him live on the earth, in obedience (to You), and cause him to live in it for a long time.


اللَّهُمَّ صَلِّ عَلَى مُحَمَّدٍ وَآلِ مُحَمَّدٍ

O Allah, bless Muhammad and the family of Muhammad.

Student Name	Family ID (Website Login)
Primary Phone	Alternate Phone
Parents' Email	
Quran Grade	Dinyat Grade
Quran Classroom No.	Dinyat Classroom No.
Quran Teacher	Dinyat Teacher
Student Allergies	
<p>Note to Parents/ Students: <i>Please help your child fill in the above info. The information will be used to contact you if this Planner is lost. The parents' emails provided above are used to remind students of H/W, assessments, etc.</i></p>	

Table of Contents

Al—Haadi Classroom Map	03
Al-Haadi Calendar 2020/ 2021	06
Rules & Guidelines	10
Code of Conduct: Responsibilities & Consequences	15
Valedictorian and Graduating: Class Twelve	19
Al-Haadi Makaanim Al-Akhlaq	21
Akhlaq Matters! Mashallah Stamps	23
Weekly Planner	33
Al Haadi Challenges	38
Dinyat Fundamental Test Review	52
Forms to Fill Out	65
New Student Registration Form	76
Quran Level Placement Test	79
Al-Haadi Pledge and Aims	82
Al-Haadi Study Centre Community Service Award	83



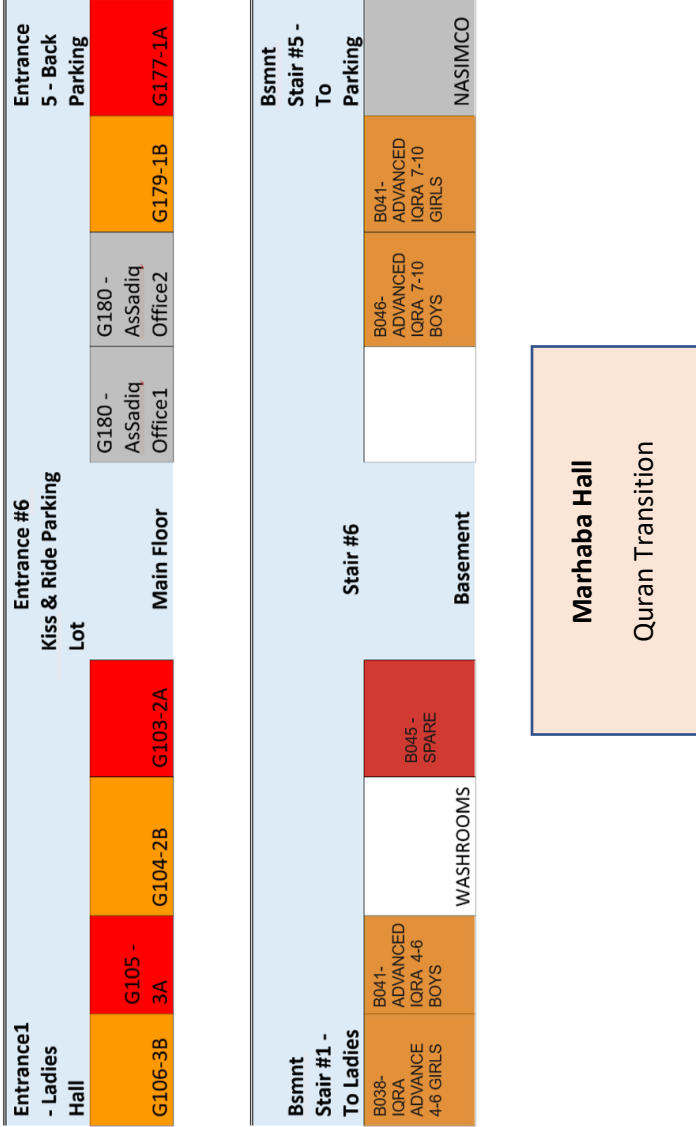
Al-Haadi Study Centre
9000 Bathurst Street Thornhill, ON,
L4J 8A7 T: 905-695-1587
E: admin@al-haadi.ca
W: www.al-haadi.ca

Al Haadi

Classroom Maps



Main Floor & Basement



Second Floor

Stair #4 - To Cafe/ MARC	Second Floor										Stair #2 - To Gents Hall
S204 - 10B	S203 - 11B	S244 - 4A	S243 - 5A	S206 - 8B	S205 - 9B	S242 - 4B	S241 - 5B	S209 - 6B	S208 - 7B	Female Washrm	S238 Qur'anic Arabic Class
S212 As- Sadiq	S221 - Registrar/ Treasurer	S219 - Office/ IT Signout	S223 - Resource/ Supplies	S225 - Photocopy Room	S236 - Community Class	S237 - SPARE					
Stair #5 - To Back Parking											Stair #1 - To Ladies Hall
S214 - 12 11A	S216 - 11A	S217 - 10A	S218 - 9A	S222 - 8A	S230 - 7A	S231 - 6A	S233 - IQRA 1-3 GREEN				

AL-HAADI STUDY CENTRE CALENDAR

2021-2022/ISLAMIC YEAR 1443



Islamic dates are subject to moon-sighting and may change

FEB 2022 RAJAB 1443	JAN 2022 JUMADI UL ' ULA / JAMADI UL AKHIR 1443	DEC 2021 RABI'UL AKHIR / JUMADI UL ULA 1443	NOV 2021 RABI UL AKHIR 1443	OCT 2021 SAFAR / RABI UL AWWAL 1443	SEPT 2021 MUHARRAM / SAFAR 1443
6 TERM 1 REPORT CARDS TERM 2 BEGINS 4 RAJAB	2 CLOSED WINTER BREAK 28 JUMADI UL ' ULA	5 29 RABI UL AKHIR	7 Daylight Savings Time end Quran Recitation Assessment 1 1 RABI UL AKHIR	3 Parents Meet & Greet	5 No Classes 27 MUHARRAM
13 CLOSED Family Day 11 RAJAB	9 Salah & Quran Winter Break Challenges Due 6 JAMADI UL AKHIR	12 Quran Recitation Assessment 2 7 JAMADI UL ULA	14 ASSESSMENT 1 8 RABI UL AKHIR	10 1 st CLOSED Thanksgiving Holiday 3 RABI UL AWWAL	12 1 st Day of Class & Quran Placement Assessment 4 SAFAR
20 18 RAJAB	16 Teachers: SUBMIT MARKS FOR TERM 1 13 JAMADI UL AKHIR	19 ASSESSMENT 2 14 JAMADI UL ULA	21 15 RABI UL AKHIR	17 Muharram/Safar Challenge Due 10 RABI UL AWWAL	19 Grades 5-YF Fundamentals Test & Quran Placement Assessment 11 SAFAR
27 ASSESSMENT 3 25 RAJAB	23 TERM 2 BEGINS 20 JAMADI UL AKHIR	26 CLOSED WINTER BREAK 21 JUMADI UL ' ULA	28 Teachers: ASSESSMENT 1 MARKS DUE 22 RABI UL AKHIR	24 MILAD UN NABI CELEBRATION 17 RABI UL AWWAL	26 GRADE 5-YF FUNDAMENTALS TEST 18 SAFAR
	30 Quran Recitation Assessment 3 27 JAMADI UL AKHIR			31 Teachers: WUDHU/SALAT ASSESSMENTS DUE 24 RABI UL AWWAL	

JUN 2022 DHUL-QA' DAH 1443	MAY 2022 RAMADHAN/ SHAWWAL 1443	APR 2022 RAMADHAN 1443	MAR 2022 SHA' BAN 1443
5 5 DHUL-QA' DAH	1 CLOSED Potential Eid 29 RAMADHAN	3 SHORTENED CLASSES 1 RAMADHAN	6 MILAD 3 SHA' BAN
12 12 DHUL-QA' DAH	8 Community Service Award Application & Ahul Bayt Easter Break Challenge Due 7 SHAWWAL	10 SHORTENED CLASSES 8 RAMADHAN	13 CLOSED MARCH BREAK Daylight savings Time Starts 10 SHA' BAN
19 19 DHUL-QA' DAH	15 ASSESSMENT 4 LAST DAY TO HAND IN ASSIGNMENTS 14 SHAWWAL	17 CLOSED MARCH BREAK 15 RAMADHAN	20 Quran Recitation Assessment 4 17 SHA' BAN
26 AWARDS DAY 26 DHUL-QA' DAH	22 CLOSED VICTORIA DAY Annual General Meeting 2 PM 21 SHAWWAL	24 CLOSED Laylatul Qadr 22 RAMADHAN	27 Teachers: ASSESSMENT 3 MARKS DUE 24 SHA' BAN
JUNE 27 – SEPT 10 SUMMER HOLIDAYS 27 DHUL-QA' DAH – 13 SAFAR	29 Teachers: FINAL MARKS & HONOURS DUE 28 SHAWWAL		

Grades 1-4	Grades 5-YF		
11 Quran 12 Break 12:30 Dinyat (includes 5min break) 1:30 Salaat 2 End	Sept 12-Oct 31 10:45 Quran 12 Break 12 20 Dinyat 1 1 05 In Class Break 1 15 Dinyat 2 2 Salaat 2 30 End	Nov 7 - Dec 19 10 45 Quran 12 Salaat 12 30 Break 12 50 Dinyat 1 1 35 In class break 1 45 Dinyat 2 2 30 End	Jan 9 - Mar 6 10 45 Quran 12 Break 12 20 Salaat 12 50 Dinyat 1 1:35 In class break 1 45 Dinyat 2t 2 30 End


Grades 5-YF			
Jan 9–Mar. 6 11 Quran 12 Break 12 20 Salaat 12 50 Dinyat 1 1:35 In class break 1 45 Dinyat 2 2 30 End	Mar 20-Jun 19 (excluding Ramadhan) 11 Quran 12 Break 12:30 Dinyat 1 1:15 Salaat 1:45: Dinyat 2 2 30 End	*** Ramadhan Schedule Grades 1-4: 12:15: Quran 1:00: Break 1:15 Salaat 1:30 Dinyat 2:15 End	*** Ramadhan Schedule Grades 5-12: 12:15: Quran 1:15: Salaat 1:45: Dinyat 2:45 End



My Monthly Checklist

First Day of Madrasah <ul style="list-style-type: none">- Know the names of all my teachers?- Know what books I will be using?- Know what time classes start?- Have Zoom log ins/Google Classroom details/ notebooks/ stationery for each of my lessons?	September <ul style="list-style-type: none">- Have I done my Fundamentals Test?- Do I need to redo my test? Have I reviewed all the information?- Have I been tested for my Quran level?	October <ul style="list-style-type: none">- Do my parents know about the meet and greet?- Have I been tested for Wudhu and Salat?- Have I submitted my Muharam/Safar Challenge?
November <ul style="list-style-type: none">- Have I submitted my Dinyat Assessment 1 to the teacher- Have I done my Quran Assessment 1?	December <ul style="list-style-type: none">- Have I submitted my Dinyat Assessment 2 to the teacher- Have I done my Quran Assessment 2?	January <ul style="list-style-type: none">- Have I submitted my Salah & Quran Challenge?- Have I done my Quran Assessment 3?
February <ul style="list-style-type: none">- Did my parents see my report card?- Have I submitted my Dinyat Assessment 3?	March <ul style="list-style-type: none">- Have I done my Qur'an Assessment 4?	April <ul style="list-style-type: none">-
May <ul style="list-style-type: none">- Have I submitted Assessment 4 to the teacher?- Have I submitted the Ahl Al-Bayt Challenge?- Have I done my Quran Assessment 5?	June <ul style="list-style-type: none">- Have I returned all the books?- Have I received my report card and certificates?	August <ul style="list-style-type: none">- Have I registered for the new Madrasah year?

Rules & Guidelines



Please note

*Complete list of guidelines and rules are in the ISSC Handbook
which you can download from our website*

Islamic Dress Code in Effect

All staff, parents, students and visitors must wear the mandatory Islamic Dress Code (Hijab), which is as follows:



Girls age 5 – 7 years – have the option of wearing loose, long sleeved tops and long, loose pants with scarf and closed shoes.



Girls age 8+ years – Loose Abaya with head covering, socks and flat, closed shoes, no makeup or nail polish.



Boys – Plain, long-sleeved, loose shirt and long pants, socks and flat shoes or sneakers (No tight or ripped clothing, no skinny jeans, no graphics on shirts, no baseball caps, no earrings).

If you come to Al-Haadi in improper dress code, you will be given appropriate clothing to change into before attending class. If we don't have your size, we will call your parents and ask them to bring the right clothing while you wait in the Office. Kindly wash and return the clothing back to Office the following week.

Electronics or Toys Not Allowed



To ensure that learning takes place without distraction, no electronics (including cellphones, mp3 players, hand-held games, e-readers, tablets, laptops, cameras, etc.) or toys are allowed.

If you are seen with electronics or toys anywhere on the Study Centre premises from 11 – 2.30, the item will be confiscated (taken away). You will be asked to pick up your confiscated item at the end of the day from the Study Centre Main Office.



Entrance and Exit: Late Sign-In/ Early Sign-Out

6

Please use Door #6 (As Sadiq Entrance) to enter and exit the building. If you come late, you are required to sign-in at the coordinator's table and your parents are required to sign you out at the coordinator's table if you leave before 2.30 pm.

Lunch - Pack Nut-Free & Healthy



Please eat breakfast before coming to Al-Haadi and remind your parents to pack you a healthy, nut-free lunch/ snack and beverage. We do not provide lunch at Al-Haadi.



Fire or Fire Drill



If the fire alarm sounds, do not panic and do not look for your bags, jackets or shoes. Follow your teacher outside (walk!).

The exit you have to use is clearly marked besides each classroom door. Wait outside the building and do not enter the building until asked to do so by an adult. Your teacher will take attendance. If you are in the hallway or washroom

when alarm sounds, leave via the closest exit and join a class outside. Tell the teacher which class is yours.

Respect for Property - Cleanliness & Damage

You are responsible for showing respect to AlHaadi property, including keeping the building and classrooms neat and clean.



Damaging things that belong to As Sadiq School or that belong to others may result in suspension or expulsion at the Administration's discretion. In addition, Parents will be required to pay for the cost of repairing or replacing the damaged property/ items

Skipping Class or Leaving the Building (Truancy)



Truancy means leaving the building or skipping class. Al-Haadi Administration will make every effort to locate you, including contacting your Parents or Legal Guardians. If need be, the Police may be contacted for help in locating you. Truant students may be suspended or expelled at the discretion of the Administration.

Supplies and Stationary

We do not provide stationery/ supplies (except for in-class projects or crafts). Please come to class prepared with your own stationery (pencil, notebook, etc.).



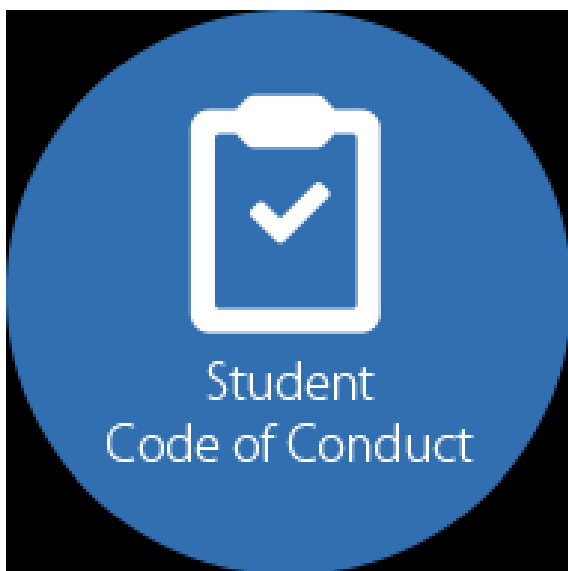
Timing & Absence/ Catching Up

We begin at 11 a.m. and end at 2.30 p.m. The timetable is in this Planner. Come to Al-Haadi/ class on time and if late or absent, it is your responsibility to follow up with your teacher on missed work (or the Parent's responsibility for younger students).



SEPTEMBER TO JUNE

Code of Conduct: Responsibilities & Consequences



Code of Conduct

Students are responsible for:

1. Complying with the Code of Conduct and all Policies.
2. Demonstrating positive, respectful, inclusive and responsible behaviour and excellence in Akhlaq at all times.
3. Regularly and punctually attending class, prepared for learning (with books, stationary, lunch, attitude, etc).
4. Maintaining a clean, safe, inclusive and engaging learning environment at the Study Centre and in the classroom.
5. Working hard to achieve their academic, moral and social potential.

What is Bullying?



Bullying is a form of repeated, persistent, and aggressive behaviour directed at an individual that is intended to cause fear and/or harm to another person's body, feelings, self-esteem, or reputation.

What is Plagiarism?

Plagiarism is the practice of taking credit for work which has already been published or evaluated or has been submitted for evaluation under someone else's name.



Consequences of Plagiarism

1st instance: Redo required from student who copies and warning issued to student who permits copying

2nd instance: Redo required from student who copies (-25% penalty) and penalty to student who permits copying (-25%)

3rd instance: zero mark for student who copies and zero mark for student who permits copying.

In instances of collaborative work where collaboration was not permitted, we might issue a warning the first time and apply the same penalties the 2nd and 3rd times.

In instances of word-for-word copying from an external source, we might require a redo/issue a warning, and perhaps offer some coaching/assistance on how to perform the assignment independently. 2nd and 3rd instances might have similar consequences as above.

Suspension or Expulsion

Where a student has committed one or more of the infractions below, the Principal may consider suspension or expulsion:

1. Bullying (as defined above).
2. Swearing at a teacher or person in a position of authority.
3. Committing an act of vandalism causing property damage.
4. Missing or skipping class (truancy) or leaving Study Centre premises without permission (appropriate sign-out process).
5. Uttering a threat to inflict serious bodily harm on others.

6. Smoking on Study Centre premises or possessing/ being under the influence of alcohol or drugs.
7. If the student has demonstrated through a pattern of behaviour that she/he is persistently resistant to making positive changes in behaviour.
8. An act or pattern of behaviour considered by the principal to be injurious to the moral tone and/or to the physical or mental well-being of others at the Study Centre

Valedictorian and Graduating



Class Twelve, the Graduating Class will be encouraged to take part in the Al Haadi Student Council (AHSC) and may also be asked to be Lunch-Time Prefects.

Both of these optional volunteering activities will result in student being given High School volunteer hours. No hours will be given for attending regular classes.

In addition to the criteria in the table below, each graduate MUST obtain EA in Salaah assessment as well as EA in the Fundamental Test.

Assignment deadlines are FIRM and must be adhered to. Please note all criteria is applied to both Dinyat and Quran.

Criteria	Valedictorian	Graduate with Distinction	Graduate without Distinction	Will not Graduate Can Repeat
Attendance	80%+ classes attended or valid reason	60%+ classes attended or valid reason	Not Applicable	Not Applicable
Major Assignments	80%+ (EA)	80%+ (EA)	60% – 79% (SA)	0% - 59% (NA or NR)
Minor Assessments	80%+ (EA)	80%+ (EA)	60% – 79% (SA)	Not Applicable
Makarim Al-Akhlaq	EA in all 4 categories	EA or SA	Not Applicable	Not Applicable
Role Model	YES vote by Admin/ teachers	Not Applicable	Not Applicable	Not Applicable

Al-Haadi

Makaarim Al-Akhlaq



THANK YOU



I'M SORRY



PLEASE



EXCUSE ME

Al-Haadi Makaarim Al-Akhlaq

RESPONSIBILITY: MAS-ULIYYAH مَسْئُورِيَّة <ul style="list-style-type: none"> • Comes to class on time and with learning materials • Follows through on commitments or makes alternate arrangements 	Comes to class prepared with books, supplies, etc.
	Comes to class regularly and on time (or if late, does not disrupt class & catches up)
	Hands in assignments/ homework by deadlines
	If absent or late, follows up with teacher to complete missed work and hand it in
	Contributes towards group work; actively participates in group presentations or provides assigned material to group if planning to be absent/ late
RESPECT: IHTIRAM اِحْتِرَام <ul style="list-style-type: none"> • Follows Al Haadi and class rules and respects property • Displays polite behaviour and positive attitude 	Focuses on lesson and teacher instruction and/ or is not disruptive in class, lunch or Salah
	Is well-mannered (e.g., says salaam) is not rude or with negative attitude
	Follows Al-Haadi rules (e.g., does not use cellphone, respects dress code, etc.)
	Respects others (teachers, peers, volunteers, etc.) and respects property (e.g. does not take/ use others' property, damage building, etc.)
	Does not ask to leave classroom regularly or leave without permission and does not skip class or leave building (including during Salah/ lunch)
EFFORT: JUHD جُهْد <ul style="list-style-type: none"> • Work shows care • Participates in class or small group activities 	Cooperates with teacher and peers
	Goes beyond the basic requirements of the class in completing assigned work (work shows pride of ownership and care)
	Begins class work on time and manages time wisely, not wasting time or talking to peers unnecessarily until work is completed
	Constructively participates in class discussions/ activities and accepts constructive feedback
	Asks teacher for help when does not understand
CARING : AKHAWIYYAH اَخْوِيَّة <ul style="list-style-type: none"> • Shares, is helpful, and/or volunteers • Shows empathy or concern for those in need 	Helps to clean up/ organize the class, lunch, Salah
	Offers to share books, supplies, etc. with others
	Helps others to succeed, cheers and encourages the effort of others
	Helps classmates (during group work, Salah, etc.) and is a good mentor
	Compassion or concern is displayed when speaking about less fortunate/ contributing to charity drives or when a classmate seems to need help/ advise

Akhlak Matters!

Do not think little of any good deed, even if it is just greeting your brother with a smile.

Prophet Muhammed PBUH

Earn Masha Allah Stamps Whenever You are...



... Caught doing a good deed!

Examples of Good Deeds that will earn Stamps

1. Cooperating with your group members during group work and making peace between others when they argue.
2. Being kind and charitable, for example, holding the door open, offering to share, helping someone with their work if they don't understand, helping the teacher clean up, etc.
3. Showing that you care about learning and about Islam (by putting effort in class work, assessments, Salah time).

Caught doing a good deed!

You will get a gift for every **FIVE STAMPS** you earn.

Keep up the good work! You pleased Allah with your behaviour,
Masha Allah! We are proud of you!

1	2	3
4	5	Well Done! Sign
1	2	3
4	5	Well Done! Sign
1	2	3
4	5	Well Done! Sign

1	2	3
4	5	Well Done! Sign
1	2	3
4	5	Well Done! Sign
1	2	3
4	5	Well Done! Sign
1	2	3
4	5	Well Done! Sign

1	2	3
4	5	Well Done! Sign
1	2	3
4	5	Well Done! Sign
1	2	3
4	5	Well Done! Sign
1	2	3
4	5	Well Done! Sign

1	2	3
4	5	Well Done! Sign
1	2	3
4	5	Well Done! Sign
1	2	3
4	5	Well Done! Sign
1	2	3
4	5	Well Done! Sign

1	2	3
4	5	Well Done! Sign
1	2	3
4	5	Well Done! Sign
1	2	3
4	5	Well Done! Sign
1	2	3
4	5	Well Done! Sign

1	2	3
4	5	Well Done! Sign
1	2	3
4	5	Well Done! Sign
1	2	3
4	5	Well Done! Sign
1	2	3
4	5	Well Done! Sign

1	2	3
4	5	Well Done! Sign
1	2	3
4	5	Well Done! Sign
1	2	3
4	5	Well Done! Sign
1	2	3
4	5	Well Done! Sign

1	2	3
4	5	Well Done! Sign
1	2	3
4	5	Well Done! Sign
1	2	3
4	5	Well Done! Sign
1	2	3
4	5	Well Done! Sign

1	2	3
4	5	Well Done! Sign
1	2	3
4	5	Well Done! Sign
1	2	3
4	5	Well Done! Sign
1	2	3
4	5	Well Done! Sign

Weekly Planner



Use this space to write homework, reminders about projects, tests, etc. or for parents to communicate with teachers. Be neat and organized!

Date:	
Date:	
Date:	
Date:	
Date:	

Use this space to write homework, reminders about projects, tests, etc. or for parents to communicate with teachers. Be neat and organized!

Date:	
Date:	
Date:	
Date:	
Date:	

Use this space to write homework, reminders about projects, tests, etc. or for parents to communicate with teachers. Be neat and organized!

Date:	
Date:	
Date:	
Date:	
Date:	

Use this space to write homework, reminders about projects, tests, etc. or for parents to communicate with teachers. Be neat and organized!

Date:	
Date:	
Date:	
Date:	
Date:	

Al-Haadi Challenges



The Muharram Challenge

The months of Muharram and Saffar are special months in



our history (Tarikh). These two months, we attend the Masjid to learn from the tragedy of Imam Husayn (‘a) – these are the months when even the angels weep for the family of

Sayyida Fatemah Zahra (‘a).

To commemorate this special time, here is a special challenge – it is one where you will earn stamps from your teacher AND you will learn to appreciate what our Ahlul Bayt did for us AND get lots of hasanaat (good deeds).

Challenge for Up to Age 6

Draw two pictures about what happened in Kerbala or Kufa or Shaam. You can ask an adult at home to tell you the story of what happened and then draw the pictures. Use regular 8.5X11 size paper, the whole paper should be covered with the picture (don’t draw a tiny picture). Colour the pictures. Write a title or one sentence about the picture. Hand them in to your Diniyat Teacher with your name and your Parent’s Signature at the back of the pictures. The pictures are due to your teacher by the due date. You will **earn 3 stamps** for every picture.

Challenge for Ages 7, 8 and 9

Draw three pictures. One picture showing an event that happened in Kerbala, one picture showing an event that happened in Kufa and one picture showing an event that happened in Shaam. Write a short paragraph under each of the 3 pictures explaining what your picture is about. Write your name, date and your parent's signature. Hand all three pictures in by due date to your Diniyat teacher.

You can put all three pictures on a poster with the explanation below it if you wish. Make sure you use white 8.5X11 paper for EACH picture. The picture should be as big as the paper (i.e. don't draw tiny pictures) and it should be coloured, neatly. You will **earn 1 stamp** for each neat picture you hand in.

Challenge for Ages 10 and up

Make a Muharram Journal. Buy a small notebook or use lined paper and put it in a binder. Take your journal to all the majalis you attend in Muharram. Write down what you learned from the Maulana's lecture. Don't forget to write the date, the Maulana's name and your own name. Please make sure your journal entry is in neat handwriting (you can come home and rewrite it neatly before you hand in everything). Date each entry. This journal is due to your Diniyat teacher by the due date below. You will **earn 1 stamp for every entry.**

**See Calendar for The Muharram Challenge due date.
Remind your teachers to give you stamps when you
hand it in! Max = 12 stamps for 12 entries.**

Salah Challenge for Winter Break

Pick any 10 consecutive days during the winter break and complete the following Salah Challenge:

1. Recite Adhaan and Iqamah before Salaah, pray Salaah on time (not qadhaa) and then recite the Du'a after each salaah.
2. Recite Salaam to the 14 Ma'soomeen after at least one of your Salaah during the day.
3. Recite at least 7 Ayah from the Holy Qur'an each day;

Write **Y (or check mark)** after you complete the task and **NO** if you do not complete it;

Note: Dua's after salaah can be found on:
<http://www.duas.org/Duaaftersalat.pdf>

Make sure your Parents have signed the pages.

If you complete all of it, you will earn 10 stamps for your good work – Masha All-h!

(If you complete at least 5 consecutive days, you will earn 5 stamps for your effort). The charts are on the next two pages.

See Calendar for Due Date.

Remind your Dinyat teachers to give you the Salah Challenge Stamps when you hand in your challenge.

Good job, Masha All-h!

SALAH CHALLENGE CHART – FAJR TO ASR

←Date (10 consecutive days)	Adhaan and Iqamah	Fajr Salaah on time	Du'a after Fajr Salaah	Adhaan and Iqamah	Dhuhr Salaah on time	Du'a after Dhuhr Salaah	Asr Salaah	Du'a after Asr Salaah

Parent's Signature: _____

CHALLENGES

SALAH CHALLENGE CHART – FAJR TO ASR

←Date (10 consecutive days)	Adhaan and Iqamah	Fajr Salaah on time	Du'a after Fajr Salaah	Adhaan and Iqamah	Dhuhr Salaah on time	Du'a after Dhuhr Salaah	Asr Salaah	Du'a after Asr Salaah

Parent's Signature: _____

CHALLENGES

Qur'an Challenge for March Break

1. Pick any six days during (or before) March Break and complete this Qur'an Challenge WITH YOUR PARENT.
2. The minimum number of Ayaat you recite is according to grade. See below:
 - Grades 1 – 4: 7 Ayaat each day minimum.
 - Grades 5 -8: 14 Ayaat each day minimum.
 - Grades 9 – 12: 21 Ayaat each day minimum.

- You cannot recite the same ayaat more than once for the entire challenge. So, if you recited Surah Muzammil, Ayaat 1 – 14 once, you cannot recite the same verses again for another day during this challenge.

- Fill in the chart on the next 3 pages neatly with pencil – your parent can help you write if you are in Gr. 1 – 3.

- The Chart has a section where you put in the date, Surah and Ayah read and what you learned from the Qur'an.

- Hand it in to your teacher with your parent's signature.

- If you complete all of it, you will **earn 6 stamps**.

- The aim of this Challenge is so that you can READ the Qur'an AND DISCUSS the Qur'an at home. The Qur'an is our Guide and has many lessons for us to learn.

Note: If you are still learning to recite the Qur'an and can't find an adult to help with the Arabic at home, you can go to the following website where you can click on each Ayaat or word and it will help you recite it. Pick "Shakir" for translator as he uses easy English. You can also explore many different Reciters (Qari) like Abdul Basit, Hussairy, etc.

<http://www.houseofquran.com/qsys/quranteacher1.htm> |

See Calendar for Due Date.

Remind your Dinyat teachers to give you the Quran Challenge Stamps when you hand in your challenge.

Good job, Masha All-h!

For Parents:

My child read the Qur'an during this challenge and discussed it with me.

Parent's Signature: _____

QUR'AN CHALLENGE DAYS 1 - 2

Date: _____ Surah: _____ Ayah: _____ to _____

What I learned from the Qur'an today:

Date: _____ Surah: _____ Ayah: _____ to _____

What I learned from the Qur'an today:

QUR'AN CHALLENGE DAYS 3 - 4

Date: _____ Surah: ____ Ayah: ____ to ____

What I learned from the Qur'an today:

Date: _____ Surah: ____ Ayah: ____ to ____

What I learned from the Qur'an today:

QUR'AN CHALLENGE DAYS 5 - 6

Date: _____ Surah: _____ Ayah: _____ to _____

What I learned from the Qur'an today:

Date: _____ Surah: _____ Ayaat: _____ to _____

What I learned from the Qur'an today:

Ahl Al-Bayt Challenge for Easter Break

Let us learn about the Ahl al-Bayt, our role models and guides in this world and our intercessors in Akhirah.

Depending on your age, learn about the Ahl al-Bayt (any one of the 14 Ma'soomeen) and do the following:

Grades 1 – 4: Have a Parent help you read about our Ahl al-Bayt. 2. Pick any 2 stories from the lives of the 14 Ma'soomeen and draw 2 pictures with short explanation to tell what the picture is showing.

Grades 5 -8: Write a 250 word poem about any one of the 14 Ma'soomeen; or Build a model and explain what the model represents from the life of the 14 Ma'soomeen.

Grades 9 – 12: Make a Poster, Play or Nasheed (written by yourself and recorded) about any one of the 14 Ma'soomeen.

- Your Parents can guide you with research and ideas (but they can't do the challenge for you).
- Hand it in to your teacher with your name, grade and your Parent's signature.
- You will **earn 3 stamps** for your good work – Masha All-h!

**See Calendar for Due Date.
Remind your Dinyat teachers to give you the Ahlul
Bayt Challenge Stamps when you hand in your
challenge. Good job, Masha All-h!**

Ideas for Ramadhan Activities for Children

Below is a summary of ideas/activities on how to instill/improve and maintain spirituality during Ramadhan.

- ✓ Give neighbours letter introducing the month of Ramadhan with dates as a gift (this is a good form of Da'wah)
- ✓ Create goals for oneself and write them down and seal them in an envelope - review at end of month and again before the next Ramadhan
- ✓ Before Ramadhan, have kids create a 30 day chain with activities listed on each one (e.g. recite qur'an, do a good deed, visit someone) and each day have children break it off and do activity
- ✓ 30 day words from Qur'an (purpose is to teach children the variety of topics the Qur'an talks about as well as to learn arabic words for specific words):
<http://parenthoodmuslimstyle.com/ramadan-30-day-activity-lets-find-a-word-in-the-quran/>
- ✓ Learn 99 names of Allah during this month
- ✓ Make a grateful jar and encourage family members to write what they are grateful for (this can be done any time of year)
- ✓ Make little bags of amaals (for younger kids - include little qur'ans, tasbeehs, amaal booklet).
- ✓ Encourage older children to review English Translation/Tafseer of Suras Ankabut, Rum, Dukhan prior to amaal nights and present to family - create a game (jeopardy), visual poster or PowerPoint to express content/themes
- ✓ Encourage older children to teach dua/qur'an to younger children
- ✓ Ask all children in family (include extended members) to learn a Surah during the month and then present on Eid (then reward them with a gift)

- ✓ Have a small Qur'an Khaani at home with family members
- ✓ Create online games such as jeopardy, kohoot to review knowledge of Qur'an during last week of Ramadhan
- ✓ Emphasize to children to read the Qur'an with greater understanding of it
- ✓ Participate in Ramadhan Quiz constructed by Tabligh Committee (challenging quiz for older kids) and encourage kids to do with parents
- ✓ Create a bulletin board outlining a hadith/verse of the day, and designate an area to outline what activities family members have to look forward to
- ✓ Video tape family members on their feelings at the end of Ramadhan and re-play before the next Ramadhan comes (this may help reduce their anxiety re: challenges associated with fasting we experience at beginning of month)
- ✓ Read book called "The Luminous Flashes" published by Islamic Humanitarian Services (IHS)
- ✓ Review Ramadhan Reflections book published by IHS
- ✓ Give neighbors Eid Treats
- ✓ Email us more ideas at resource@al-haadi.ca to share in next year's student planner (Subject of Email: More Ramadhan Ideas for Students).

**DINYAT
FUNDAMENTAL
TEST REVIEW

FOR

GRADES 5 to 12**

The format of the test will be multiple choice and fill in the blanks.

The Kalima with Meaning

لَا إِلَهَ إِلَّا اللَّهُ

Lā ilāha ilallāh: There is no god but Allāh

مُحَمَّدٌ رَسُولُ اللَّهِ

Muhammadur Rasulullāh: Muhammad is the Messenger of Allāh

عَلِيِّ وَوَلِيِّ اللَّهِ

Aliyyun Waliyullāh: Ali is a Special Friend of Allāh

وَصِيِّ رَسُولِ اللَّهِ

Wasiyyu Rasulillāh: Ali is the representative of Rasulullāh

وَ خَلِيفَتَهُ بِمَا فَضَّلَ

Wa Khalifatahu bilā fasl: and his immediate successor

The Prophets – Ulil ‘Azm & Books Revealed

We now know that Allāh sent 124,000 *anbiya* (prophets) to guide us.

Out of all of these *anbiya*, five prophets are very special. They are called the **Ulil ‘Azm** Anbiya.

The Ulil ‘Azm Prophets are:

1. Nabi Nuh (‘a)
2. Nabi Ibrahim (‘a)
3. Nabi Musa (‘a)
4. Nabi ‘Isa (‘a), and
5. Rasulullāh Muhammad (s)

Allāh also sent four Books to guide us:

First Allāh sent: Tawrat to Nabi Musa (‘a).

Then Allāh sent: Zabur to Nabi Dāwud (‘a).

Then Allāh sent Injil to Nabi ‘Isa (‘a).

And finally, Allāh sent the Qur’ān to Rasulullāh Muhammad (s).

People changed the first three books. But, the Qur’ān is the miracle of Allāh given to Rasulullāh (s). Allāh protects the Qur’ān and no one can ever change it or write a book like the Qur’ān. The Qur’ān will remain forever until the world comes to an end.

14 Ma’sumeen (‘a) and 12 Imams (‘a)

Allāh sent 124,000 messengers to teach us what is good and what is bad so that Allāh will be happy with us and we can go to Jannah and live there happily forever.

The last messenger is Rasulullāh (s). After Rasulullāh (s), Allāh gave us 12 Imāms and Sayyida Fatima az-Zahra (‘a), the daughter of Rasulullāh (s), to guide us and teach us the Qur’ān and what is halāl (allowed) and harām (not allowed) in Islam.

The 12 Imāms and Sayyida Fātima az-Zahra (‘a) are the family of Rasulullāh (s). They are called the Ahl al-Bayt (‘a) of Rasulullāh (s). And all together they are called the 14 ma’sumeen (‘a).

So the 14 fourteen ma’sumeen (‘a) are:

▪ Rasulullāh Muhammad (s)	1
▪ Sayyida Fātima az-Zahra (‘a)	1
▪ And 12 Imāms	+ 12
	<hr/>
	14

Now let us learn the names of the 14 Ma'sumeen.

Our 14 Ma'sumeen (a) are:

1 st Ma'sum	Rasulullāh Muhammad (s)
+ 2 nd Ma'sumah	Sayyida Fātima az-Zahra ('a)
+ Our 12 Imams:	
3 rd Ma'sum/ 1 st Imam	Imām Ali ('alayhi salām)
4 th Ma'sum/ 2 nd Imam	Imām al-Hasan ('alayhi salām)
5 th Ma'sum/ 3 rd Imam	Imām al-Husayn ('alayhi salām)
6 th Ma'sum/ 4 th Imam	Imām Ali Zayn al-Abidin ('alayhi salām)
7 th Ma'sum/ 5 th Imam	Imām Muhammad al-Bāqir ('alayhi salām)
8 th Ma'sum/ 6 th Imam	Imām Ja'far as-Sādiq ('alayhi salām)
9 th Ma'sum/ 7 th Imam	Imām Musa al-Kādhim ('alayhi salām)
10 th Ma'sum/ 8 th Imam	Imām Ali ar-Ridā ('alayhi salām)
11 th Ma'sum/ 9 th Imam	Imām Muhammad al-Jawād ('alayhi salām)
12 th Ma'sum/ 10 th Imam	Imām Ali al-Hādi ('alayhi salām)
13 th Ma'sum/ 11 th Imam	Imām al-Hasan al-Askari ('alayhi salām)
14 th Ma'sum/ 12 th Imam	Imām al-Mahdi Sahib az-Zamān (‘ajjalallāhu dhuhurahu)

Usul ad-Dīn – There are 5 Roots of Religion

- 1. Tawhid:** Means there is no god but Allāh. We believe in **One and Only One Allah**.
- 2. Adālah:** Means **Allāh is Just and Fair**. He never does wrong to anyone.
- 3. Nubuwwah:** Means **Prophets**. Allāh sent 124,000 Anbiya (Prophets) to guide us.
- 4. Imāmah:** Means there are **12 Imāms** after the Last Prophet – Rasullāh (s) – to guide us and to teach us the Qur’ān.
- 5. Ma’ad/Qiyamah:** Means after the world ends, there will be a final **Day of Judgement** (Yaum al-Qiyāmah). On this Day, Allāh will bring everyone back to life and judge everyone if they were good or bad in this world. The good will then go to Jannah (Paradise) and live there forever and the evil will go to Jahannam (Hellfire).

Furu ad-Dín – There are 10 Branches of Religion

1.	Salāh	To pray five times a day.
2.	Sawm	To fast in the month of Ramadan.
3.	Hajj	To go on pilgrimage to Makkah once in a lifetime.
4.	Zakāh	Islamic tax on gold, silver, grains and livestock.
5.	Khums	Islamic tax on surplus earnings.
6.	Jihād	Fighting in the way of Allāh to defend Islam.
7.	Amr bil Ma'rúf	Telling others to do good.
8.	Nahi 'anil Munkar	Forbidding others from doing evil (or telling others to stay away from evil.)
9.	Tawalla	Loving the Ma'sumeen ('a) and loving their friends.
10.	Tabarra	Not being friends with the enemies of the Ma'sumeen ('a).

Wudu - Ablution

Extracted from My Salah Companion

<p>1. Remember:</p> <ul style="list-style-type: none">a) All obstructions (rings, watches, etc.) removedb) Girls not wearing nail polishc) Sleeves rolled up above elbowsd) Socks removed
<p>2. The mustahab parts of wudu are:</p> <ul style="list-style-type: none">a) Start with: بِسْمِ اللَّهِ الرَّحْمَنِ الرَّحِيمِb) Wash palms twice from wrist to fingertipsc) Rinse mouth 3 timesd) Rinse nostrils 3 times
<p>3. The wajib parts of wudu are:</p> <ul style="list-style-type: none">a) Tartib – Do wudu step by step, in correct orderb) Muwālāt – No intervals or interruptions in wudu <p>And:</p>
<p>4. Niyah: I am doing wudu qurbatan ila-llah قُرْبَةً إِلَى اللَّهِ (Which means: I am doing wudu to come closer to Allāh)</p>
<p>5. Wash the face</p> <ul style="list-style-type: none">a) Water poured from where the hair growsb) Face wiped from hairline to tip of chinc) Whole width of face is wiped downwardsd) Face not washed more than twice
<p>6. Washing right arm</p> <ul style="list-style-type: none">a) Water poured on right arm – boys from above elbow, girls from above inside armb) Wiping from elbow to fingertips ensuring that water has reached everywhere

<ul style="list-style-type: none"> c) All wiping done downwards d) Ensure arm is washed no more than twice
<p>7. Washing left arm</p> <ul style="list-style-type: none"> a) Water poured on left arm above elbow* (girls and boys different, see above) b) Tap closed before wiping c) Wiping from elbow to fingertips ensuring that water has reached everywhere d) All wiping done downwards e) Ensure arm is washed no more than twice
<p>8. Wiping (Mas-h) of head with wet hand</p> <ul style="list-style-type: none"> a) No additional water taken b) Wiping with right hand from c) Middle of head to hairline d) Wiping with flats of fingers e) Forehead not touched f) If long hair, ensure water reaches hair root g) Only hand moves, head stays still.
<p>9. Wiping (Mas-h) of right foot with wet hand</p> <ul style="list-style-type: none"> a) No additional water taken b) Wiping of right foot with right hand c) Better to wipe with 3 or more fingers d) Wiping of upper right foot from toes till ankle e) Only hand moves, foot stays still f) Foot wiped only once
<p>10. Wiping (Mas-h) of left foot with wet hand</p> <ul style="list-style-type: none"> a) No additional water taken b) Wiping of left foot with left hand once c) Better to wipe with three or more fingers d) Wiping of upper left foot from toes till ankle e) Only hand moves, foot stays still






- See My Salah Companion for details on when Wudu is required, and what can break wudu.








Salah - Prayers







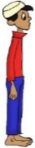


Name of Prayer	Number of Rakaats	When it needs to be recited
Fajr	2	From dawn to before sunrise
Dhuhr	4	From midday (when sun is between halfway between sunrise and sunset) to about 4 min. before sunset
Asr	4	After enough time has passed to pray salat-al- Dhuhr to before sunset
Maghrib	3	About 10 – 15 min. after sunset to last few min. before middle of night (halfway between sunset and fajr)
Isha	4	After enough time has passed to pray salat-al-Maghrib to before middle of night (halfway between sunset and fajr)






- Use the steps on pages 61 to 64 to practice your salah
- Know how to write Surah al-Hamd and Surah Tawhid in Arabic or transliteration

Salah Assessment

CODE	Student did the ACTION (A) incorrectly	Student made errors in CORRECT ARABIC RECITATION (R) Meaning in English (M) – *meaning should be tested once Salah is complete and only for baligh(a) students
1. Niyyah		<p>I AM PRAYING SALAT AL-_____ , _____ RAK'AHS <i>QURBATAN ILAL LAH</i> <i>(Student did not say illallah – which is incorrect)</i></p> <p style="text-align: center;"><i>Seeking closeness to Allāh</i></p>
2. Takbiratul Eham		<p style="text-align: center;">ALLĀHU AKBAR</p> <p style="text-align: center;">Allāh is the Greatest</p>
3. Qirā'ah (in 1 st Rak'ah)		<p style="text-align: center;">SURAH AL-FATIHA</p> <p>I begin with the Name of Allāh, the Most Beneficent, the Most Merciful. Praise be to Allāh, the Sustainer of the creation. The Compassionate, the Merciful. Master of the Day of Judgement. You alone we worship, and to You alone we pray for help. Guide us on the straight path. The path of those whom You have favoured, not of those who have incurred Your wrath, nor of those who have gone astray.</p> <p style="text-align: center;">AND ANY SHORT SURAH</p>
4. Takbir		<p style="text-align: center;">ALLĀHU AKBAR</p> <p style="text-align: center;">Allāh is the Greatest</p>
5. Ruku'		<p style="text-align: center;">SUBHANA RABBI AL-'ADHEEMI WA BI HAMDIH, ALLĀHUMMA SALLI 'ALA MUHAMMADIN WA AALI MUHAMMAD. (ALLAHU AKBAR)</p> <p>Free from all defects is my Lord, and with His praise I bow. O Allāh send Your Blessings on Muhammad and his family.</p>

6. Standing up (Qiyam) after Ruku'		SAMI'ALLĀHU LI MAN HAMIDAH. (ALLAHU AKBAR) Allāh listens to one who praises Him.
7. Sajda		SUBHANA RABBI AL-A'ALA WA BI HAMDIH ALLĀHUMMA SALLI 'ALA MUHAMMADIN WA AALI MUHAMMAD. (ALLAHU AKBAR) Glory be to my Great Sustainer, Most High, and I praise Him. O Allāh send Your Blessings on Muhammad and his family.
8. Juluos Between the two Sujud		ASTAGHFIRULLAHA RABBI WA ATUBU ILAYH (ALLAHU AKBAR) I ask Allāh, my Lord, to cover up my sins and unto Him I turn repentant, Allāh is Greater.
9. Sajdah		SUBHANA RABBI AL-A'ALA WA BI HAMDIH ALLĀHUMMA SALLI 'ALA MUHAMMADIN WA AALI MUHAMMAD. (ALLAHU AKBAR) Glory be to my Great Sustainer, Most High, and I praise Him. O Allāh send Your Blessings on Muhammad and his family.
10. Standing up for 2nd Rak'ah		BI HAWLI LAHI WA QUWWATIHI AQUMU WA AQ'UD. (ALLAHU AKBAR) With the power of Allāh and the strength from Him I rise and sit.
11. Qirā'ah (in 2 st Rak'ah)		SURAH FATIHA AND SURAH IKHLAS I begin with the Name of Allāh, the Most Beneficent, the Most Merciful. Say: Allāh is One - the Unique One. Allāh is He on Whom all depend. He begets not, nor is He begotten. And none is like Him.
12. Qunut		RABBANA AATINA FID-DUNYA HASANATAN WA FIL AAKHIRATI HASANATAN WA QINA 'ADHAABAN NAAR. ALLĀHUMMA SALLI 'ALA MUHAMMADIN WA AALI MUHAMMAD. My Lord, give me good in the world and good in the hereafter and save me from the punishment of the

		fire. O Allāh send Your Blessings on Muhammad and his family.
13. Ruku'		SUBHANA RABBI AL-'ADHEEMI WA BI HAMDIIH, ALLĀHUMMA SALLI 'ALA MUHAMMADIN WA AALI MUHAMMAD. ALLAHU AKBAR.
14. Standing up (Qiyam) after Ruku'		SAMI'ALLĀHU LI MAN HAMIDAH (ALLAHU AKBAR)
15. Sajda		SUBHANA RABBI AL-'ALA WA BI HAMDIIH ALLĀHUMMA SALLI 'ALA MUHAMMADIN WA AALI MUHAMMAD. (ALLAHU AKBAR) Glory be to my Great Sustainer, Most High, and I praise Him. O Allāh send Your Blessings on Muhammad and his family.
16. Juloos Between the two Sujud		ASTAGHFIRULLAHA RABBI WA ATUBU ILAYH (ALLAHU AKBAR)
17. Sajdah		SUBHANA RABBI AL-'ALA WA BI HAMDIIH ALLĀHUMMA SALLI 'ALA MUHAMMADIN WA AALI MUHAMMAD. (ALLAHU AKBAR)
18. Standing up for 3rd Rak'ah		BI HAWLI LLAHI WA QUWWATIHI AQUMU WA AQ'UD.
19. Tasbihat al- 'Arba'a (Qirā'ah of 3 rd and 4 th Rak'ah)		SUBHANALLĀHI WAL HAMDU LILAAHI WA LA ILAHA ILALLĀHU WAL LAAHU AKBAR 3X (ALLAHU AKBAR) Glory be to Allāh, and all praise is for Allāh and there is no one worth worshipping besides Allāh, and Allāh is Greater than any description.
20. Ruku'		SUBHANA RABBI AL-'ADHEEMI WA BI HAMDIIH, ALLĀHUMMA SALLI 'ALA MUHAMMADIN WA AALI MUHAMMAD. (ALLAHU AKBAR)
21. Standing up after Ruku'		SAMI'ALLĀHU LI MAN HAMIDAH (ALLAHU AKBAR)

22. Sajda		SUBHANA RABBI AL-A'ALA WA BI HAMDIHALLĀHUMMA SALLI 'ALA MUHAMMADIN WA AALI MUHAMMAD. (ALLAHU AKBAR)
23. Julooos Between the two Sujud		ASTAGHFIRULLAHA RABBI WA ATUBU ILAYH (ALLAHU AKBAR)
24. Sajdah		SUBHANA RABBI AL-A'ALA WA BI HAMDIH ALLĀHUMMA SALLI 'ALA MUHAMMADIN WA AALI MUHAMMAD. (ALLAHU AKBAR.)
25. Tashahhud		ASH-HADU AN LAA ILAHA ILALLĀHU WAHDAHU LAA SHARIKA LAH. WA ASH-HADU ANNA MUHAMMADAN 'ABDUHU WA RASULUH. ALLĀHUMMA SALLI 'ALA MUHAMMADIN WA AALI MUHAMMAD. I testify that there is none worth worshipping except the Almighty Allāh, Who is One and has no partner, and I testify that Muhammad is His servant and messenger. O Allāh! Send Your blessings on Muhammad and his progeny.
Salām		AS-SALĀMU 'ALAYKA AYYUHAN-NABIYU WA RAHMATULLAHI WA BARAKATUH. AS-SALĀMU 'ALAYNA WA 'ALA 'IBADILLAHIS-SALIHEEN. AS-SALĀMU 'ALAYKUM WA RAHMATULLAHI WA BARAKATUH. (Mustahab: 3 Allāhu Akbar) Allāh's peace, mercy and blessings be upon you, O Prophet! Allāh's peace be on us and upon all pious servants of Allāh. Allāh's peace, mercy and blessings be on you all!

Forms to Fill Out



PLEASE NOTE

Please **submit ALL FORMS** to the Teacher, Coordinator or Office by the **second week of Madrasah**.

Emergency Medical Protocol and Allergy Form

(To be filled out ONLY if your child has allergies or medical conditions)

1. Teachers and staff will be informed of the condition through a bulletin board in/near the Office where the student's name/ picture/ age/ level and allergy info will be posted so the staff can remain vigilant about these students' safety. Parents who do not wish to have their child's information posted on the bulletin board must inform us in writing.
2. An Epi-pen will be administered by Study Centre staff only if indicated by the parent/ guardian in writing.
3. A student should not attend the Study Centre if he/ she:
 - (A) Has a contagious illness;
 - (B) Has fever;
 - (C) Did not have a good night's sleep due to illness;
 - (D) Did not eat proper breakfast.
4. It is the parent's/ guardian's responsibility at all times to notify the Study Centre of any medical condition their child has and update this information on at least an annual basis or if there are changes in condition within the academic year (Sept– June).
5. To maintain the safety of all students and due to limited hours of operation, the Study Centre cannot take the responsibility to administer any over-the-counter or prescription medication. Please do not send medication to the Centre with your child.
6. If a student becomes ill at the Study Centre, a volunteer will escort the student to the Office. The staff will assess the situation and contact the Parents as appropriate.

7. A Medical Emergency refers to those times when a student requires immediate care to intervene in a potentially life threatening situation such as when a student is not breathing or has a severe allergic reaction. If there is a medical emergency, the child's teacher will call 911 without delay. They will then notify the Office of the emergency. The Office will call the Parent.
8. A First Aid Kit remains at all times in the Office. The First Aid Kit is reviewed biannually.
9. An Automated Emergency Device (AED- Automated Defibrillator) is available by Door #6.



Please fill in the 2 allergy forms.

Form A will be displayed on a bulletin Board in/near the Main Office If your child has an allergy. Please cut out and hand it to the Madrasah Office or the Coordinators' Desk.

Form B is for our records and will be filed at the Main Office. Please ensure you update this information in writing if there are any changes to your child's medical condition during the year. Please cut out and hand it to the Madrasah Office or the Coordinators' Desk.

Allergy/ Anaphylaxis Form 'A'

Student Information	
Full Name	
Age	
Grade at Study Centre	
Allergic To	
Child Carries Epi-pen with them (circle): YES NO	
<p>Please provide your child's most recent picture. Please ensure the face is clearly visible (similar to a passport pic).</p>	

The parent gives permission for the above information with Photograph to be displayed on the Study Centre Bulletin Board in/by the Office. If you do not wish this information displayed, please write to us and let us know. Thank You for helping us ensure your child's safety at the Study Centre. Please submit to the Coordinators.

Allergy/ Anaphylaxis Form 'B'

We understand the information below is confidential.

Student's name	
OHIP Number	
Mother's Name	
Cell Number	
Father's Name	
Cell Number	
Alternate Contact Name/ Relationship	
Alternate Contact Phone Numbers	
Student's Physician's Name/ Phone	
Physician's Address	
My child has mild/serious life-threatening allergies to:	
Life threatening reactions may include:	
In the event of a medical emergency, call Parents/ Guardians and (check what applies):	
<input type="checkbox"/> give Benadryl AND/ OR <input type="checkbox"/> administer epi-pen & call 911	

If there are any other instructions, please let us know in writing. Please drop off your child's Epi-pen labeled with their name, birthdate and OHIP no. to the Main Office. Please read the Emergency Medical Protocol on Page 11. Submit to the Coordinator's Desk by the second week of Madrasah.

Consent Letter For Drop Off & Pick Up

I, the Parent or Legal Guardian of _____

_____ (Child's First/Last Name) **give consent to the following people** (Names/ Relationship to child):

to drop off/ pick up my child from Grade _____ at the Al-Haadi Study Centre. The coordinator is allowed to release my child to the above-named people only. I certify that the above-named person/people are over the age of 18 years old*.

Sincerely,

(Parent/legal guardian's name)

(Signature)

(Date)

**Please note that the Child and Family Services Act states that a person who has charge of a child less than 16 years of age cannot leave the children without making provision for his/her care or supervision that is reasonable under the circumstances . Please submit to the Coordinator's Desk by the second week of Madrasah.*

ISSC Insurance and Waiver Form

As a condition of participating in any Islamic Shia Study Centre (ISSC) activities, this form must be completed by the Parent/ Guardian of each student participant or by the student if over the age of majority (18 years old).

Participating in certain activities including, but not limited to, individual and team sports, clubs or recreational activities or events held by the Student Council may increase the risk of accidents and/ or injuries.

The Islamic Shia Study Centre and the Islamic Shia Ithna Asheri Jamaat of Toronto does not provide any accidental death, disability, dismemberment insurance or medical expenses on behalf of students.

Please fill out the form on the next page and ask your child to hand it in to the class teacher.

Thank You.

STUDY CENTRE INSURANCE WAIVER FORM

Study Centre:	Al-Haadi Study Centre
Name of Student:	
Grade:	
<p><i>I understand that certain activities at the Study Centre, including field trips, extracurricular, etc. require a minimum level of fitness and health (physical, mental and emotional) and that each person has a different capacity for participating in these activities.</i></p> <p><i>I hereby agree and promise that my child, ward or self is physically able to participate and understand that the choice to participate brings with it the assumption of those risks and results which are part of these activities.</i></p> <p><i>I hereby release, waive and forever discharge the Islamic Shia Study Centre (ISSC) and the Islamic Shia Ithna Asheri Jamaat (ISIJ) of Toronto, its members, agents, representatives, elected and appointed officials and assigns of and from any and all claims, demands, damages, costs, expenses, actions and causes of actions whatsoever, whether in law or equity, in respect of injury or loss.</i></p> <p><i>I further agree to indemnify and save harmless all of the aforesaid from and against any and all liability incurred by any of them arising as a result of, or in any way connected with the participation in these types of activities.</i></p> <p><i>I declare having read and understood the Student Insurance Agreement in its entirety and hereby consent to participate acknowledging all the foregoing.</i></p>	
Signature of Parent/ Guardian:	
Name of Parent/ Guardian:	
Date	

ISSC Handbook Guidelines & Policy Agreement Form

Name of Study Centre	Al-Haadi Study Centre
Full Name of Student	
Mother's Name	
Father's Name	
Legal Guardian's Name	
<p>We (the Parents or Legal Guardians as well as our child) have read and understood the Policies and Guidelines of the Study Centre as outlined in the ISSC Handbook (which can also be downloaded online from Al-Haadi's website), including the Code of Conduct and we agree to abide by the rules, policies and guidelines of Al-Haadi Study Centre.</p>	
Parent's or Legal Guardian's Signature	
Student's Signature:	
Date	

Please return the above form to the Teacher or Coordinator within one week of the start of the school year or one week of your child's first day of class.

Thank you for your cooperation

Request for Economic Exemption (Fee Subsidy)

Al-Haadi	1 Child	2 Children	Each Additional Child
	\$175	\$275	+\$100 for each child

Parents who cannot afford the Study Centre fees are requested to fill out the following form and come speak with the Principal & Treasurer. Please note, this form will be kept Strictly Confidential.

Name of Study Centre: _____

Father's/ Legal Guardian's Full Name: _____

Mother's/ Legal Guardian's Full Name: _____

Number of Children who will attend this Study Centre: _____

Names of Children who will attend this Study Centre:

Primary Phone #: _____ Email: _____

Person requesting exemption (circle): Mother/ Father/ Legal Guardian

Amount of Exemption Requested: _____

Reason for Exemption: _____

Signature: _____ Date: _____

Principal's Notes: _____

Principal's Sign: _____ *Treasurer Sign:* _____

ISLAMIC SHIA STUDY CENTRE: AL-HAADI

9000 Bathurst St., Thornhill, Ontario L4J 8A7

T: (905) 695-1587

W: www.al-haadi.ca

E: admin@al-haadi.ca

VOLUNTEER REGISTRATION FORM

Registered First Name as shown on your Driver License or Passport:	Registered Last Name as shown on your Driver License or Passport:
Occupation:	Primary Email:
Primary Phone #:	Alternate Phone #:
Address:	
In Case of Emergency, Contact: _____ Relation to you: _____	
Phone Numbers of Emergency Contact: _____ or _____	
Please let us know what you are interested in volunteering for (check each one that you want) <input type="checkbox"/> Qur'an Class <input type="checkbox"/> Diniyat Class <input type="checkbox"/> Admin <input type="checkbox"/> Other	

If you wish to volunteer as Teacher or Assistant Teacher, please tell us about your last two teaching-related experiences. This will help us assign you to the right class.

Date (mm/yy) From - To	Your position/ title	Name of Organization	Person you worked under (full name/title):	Contact (tel/ email) for Organization

*I certify that, to the best of my knowledge, the statements provided here are true and correct. I agree to abide by the Rules and Regulations of ISSC Al-Haadi (Please download ISSC Handbook for Parents and Students from www.al-haadi.ca and read over the rules and regulations of Al-Haadi ISSC). If I am over 18 years of age, I will conduct the **Police Vulnerable Sector Check** and submit the report to you within 3 months of becoming a Volunteer (See page 2 for how to obtain this).*

Please download our Calendar from our website as it specifies the dates/ times we have classes. If I plan to be absent for a class, I will email admin@al-haadi.ca and resource@al-haadi.ca the day before. I will try and find a substitute for myself and let the ISSC know or I will ask them to find a sub for me by letting them know well in advance of my absence. If I am a teacher, I will ensure I provide Al-Haadi admin with lesson plans or report cards or test information for my students for the days I am absent. I consent to my phone number and email to be shared with other teachers and admin of Al-Haadi Study Centre.

Signature: _____

Date: _____

ISLAMIC SHIA STUDY CENTRE: AL-HAADI

9000 Bathurst St., Thornhill, Ontario L4J 8A7

T: (905) 695-1587

W: www.al-haadi.ca

E: admin@al-haadi.ca

INFORMATION FOR VOLUNTEERS ON THE VSS

Police Vulnerable Sector Check (PVSC):

All Volunteers are asked to complete the VSS and submit the report to Al-Haadi Admin Office (secretary@al-haadi.ca via email or give it to the Secretary in person). This is mandatory by law and we need to keep a record of this. Please send us your VSS report and VSS payment receipt so we can reimburse you. (cost is \$30 at York Region Police).

What you will Need:

1. We will provide you with a letter from ISIJ (stating what position you are volunteering for and why you need to conduct this check) which you will be required to take to the Police Station.
2. Two pieces of ID (from list below).
3. Forms (See where you can download forms. You can fill the forms at the Police Station itself also).

Identification:

Every Applicant must submit the form provided by the Police in their Jurisdiction and provide two (2) pieces of government issued ID. Some of the ID accepted:

- Driver's License (issued by a Canadian Province or Territory)
- Foreign Driver's License
- Canadian Passport
- Canadian Citizenship Card
- Permanent Resident (PR) card
- Student identity card from a Canadian or Foreign institute

FORMS: To save time, download and fill out this form prior to going to the station. Printed forms are available at the station as well.

York Region – Contact 1-866-876-5423. NEW Location: SW Corner Yonge/ Elgin Mills
http://www.yrp.ca/en/services/resources/YRP149_Police_Vulnerable_Sector_Check.doc

Toronto Region <http://www.torontopolice.on.ca/prcp/>

(Please ask our secretary for the Toronto form, fill it out, the ISIJ will sign it and then you take the form to do the VSS at the closest location to you in Toronto).

Peel Region: <http://www.peelpolice.on.ca/en/services/vulnerablesectorcheck.asp>

WHO CAN APPLY? Applicants must be residents of the Jurisdiction where they apply. And Canadian Landed Immigrants or Residents.

HOW LONG WILL THEY TAKE? One day if there is no need for fingerprints – they will give it to you on the spot. 6 weeks if fingerprints needed – sent by mail.

WHEN DOES THE PVSC EXPIRE? Every 2 years.

New Student Registration – Al-Haadi Study Centre

Al-Haadi Fees	1 Child \$175	2 Children \$275	Each Additional Child +\$100 for each child
---------------	------------------	---------------------	--

Please fill out the following form:

- Please check the Qur'an Level Placement Test on the next page and test your child (or ask someone to test them) and let us know their level (from 0 – 10) in the appropriate section below. If you can't test them, they should go to the testing room in order to be placed in the appropriate Quran class. Please note, if this form is being filled out by someone other than the parent, then you must present proof of legal guardianship as, by law, you cannot register someone else's child.
- Please **read and agree to the terms and conditions** below or we cannot register your child.

Child's First Name	Child's Last Name	Date of Birth (dd/mm/yyyy)	Child's Qur'an Level (on TEST*)	Canadian Health Card #	Does child have allergies? Details.
Father's or Legal Guardian's First and Last Name:			Mother's or Legal Guardian's First and Last Name		
Father's Primary Telephone:			Mother's Primary Telephone:		
Father's Primary Email:			Mother's Primary Email:		
Total Number of Children who will attend Al-Haadi:			Person filling this application: Mother/ Father/ Legal Guardian		
Can you pay full fees? YES/ NO					
(PLEASE NOTE IF YOU CANNOT PAY FULL FEES, FILL THE SUBSIDY FORM ON PAGE 70 AND HAND IT IN THE OFFICE).					

Terms and Conditions for Registration: Your signature or name typed below and date indicate you agree to the following terms and conditions for registering your child(ren) at Al-Haadi Study Centre:

- A. Canada's Anti-Spam legislation (CASL) requires we ask permission before sending email updates. By checking the box below, you give ISSC Al-Haadi permission to send you email updates.
- B. I declare having read and understood the Student Insurance Agreement and Waiver Form, as it appears below, in its entirety and hereby consent to participate acknowledging the contents of Insurance Agreement Form.

C. I have downloaded the *ISSC Handbook for Parents and Students* from the www.al-haadi.ca website and I and my child(ren) understand and agree to abide by the policies and guidelines of ISSC Al-Haadi, including giving permission to the administration and teachers to enforce the Code of Conduct. We agree that we will pay any fines incurred if our child(ren) break anything belonging to Al-Haadi Study Centre, including damage to furniture or premises.

AL-HAADI ISLAMIC SHIA STUDY CENTRE INSURANCE AGREEMENT AND WAIVER FORM

As a condition of participating in any Islamic Shia Study Centre (ISSC) activities, I as parent/guardian of the students being registered, consent to the below:

Participating in certain activities including, but not limited to, individual and team sports, clubs or recreational activities or events held by the Student Council may increase the risk of accidents and/ or injuries. The Islamic Shia Study Centre and the Islamic Shia Ithna Asheri Jamaat of Toronto does not provide any accidental death, disability, dismemberment insurance or medical expenses on behalf of students.

I understand that certain activities at the Study Centre, including field trips, extracurricular, etc. require a minimum level of fitness and health (physical, mental and emotional) and that each person has a different capacity for participating in these activities.

I hereby agree and promise that my child, ward or self is physically able to participate and understand that the choice to participate brings with it the assumption of those risks and results which are part of these activities.

I hereby release, waive and forever discharge the Islamic Shia Study Centre (ISSC) and the Islamic Shia Ithna Asheri Jamaat (ISIJ) of Toronto, its members, agents, representatives, elected and appointed officials and assigns of and from any and all claims, demands, damages, costs, expenses, actions and causes of actions whatsoever, whether in law or equity, in respect of injury or loss. I further agree to indemnify and save harmless all of the aforesaid from and against any and all liability incurred by any of them arising as a result of, or in any way connected with the participation in these types of activities.

Signature of Applicant: _____

Date of this Application: _____

Email Address: _____

Mailing address (for your receipt): _____

Telephone number we should contact: _____

Best time to contact: _____

OFFICE USE - Placement for Q and D class:

AL-HAADI ISLAMIC SHIA STUDY CENTRE
QUR'AN LEVEL PLACEMENT QUESTIONNAIRE / TEST

Student Name:		Age:	Birthday:	Date:	
Parent's Signature or Full Name:			Tel:	Email:	
Level	Learning Expectations:	Please show student one section at a time below. Cover the rest as you test. This will ensure there is no confusion. Please do NOT help your child with the answers. We want an unbiased test so we can place your child appropriately and they can be taught as per their level. Please note that your child will be tested by class teacher in their first month and will be moved to an appropriate level at teacher's discretion. Children are placed in appropriate age groups (so, don't worry, if your child is older but doesn't yet know their Qur'an recitation very well, they will not be placed with little kids – they will be placed in an older class with their age groups).			<input checked="" type="checkbox"/>
	Can read SOME of the ALPHABET (please write how many letters child knows)	How many letters can student recognize/ read?			
	Can read all the ALPHABET IN ORDER (may mix up similar looking or sounding letters)	ا ب ت ث ج ح خ د ذ ر ز س ش ص ض ط ظ ع غ ف ق ك ل م ن ه و ي			
	Recognizes RANDOM alphabet including hamza, lam-alif & ta-marbuta	Please cover above letters before you test this section.			
	Can read joined letters with no vowels	ق ض و ل ل ا ء ي غ م ه ز ظ ش ح ة ط ح ب ذ ر ء ف ت ن ه ال ن ر بلا كن ظك ع ص د ملك س قة ف ش ص لاء			
	Can read JOINED LETTERS WITH SHORT VOWELS (Fat-ha, Kas-rah, Dhamma)	ض م رُ حَ شِ يَ اَمَرَ قَعَدَ تُظْفَ نَصِبَ بَيْسَ وَثِقَ اَصْبَرَ ل هُمْ مُشْكِلَ يُفْلِحُ			
	Can read joined letters with short vowels and SAKIN/ SUKOOK				

Can read joined letters (words) with short vowels, sakin & TANWEEN	هُمَزَةٌ نَخْرَةٌ لَهَبٌ أَبَدًا سُرُرٌ		
Can read joined letters (words) with short vowels, sakin, tanween, SHADDAH & LONG VOWELS	يَرُدُّ مُنْزَلًا أَمْتَعِ عِدَّةَ جَهَنَّمَ فِيهَا إِسْلَامٌ مُصَلِّينَ ضَالِّينَ		
Can read the Holy Qur'an			
Beginner – Can read sentences but slowly, makes <u>some</u> errors with makharij, tashdeed, tanween. Knows some madda.	9	Intermediate – Can read sentences fluently; makes very few errors. Knows madda and makharij pretty well. Knows some stoppage and tajweed rules.	10
			Advanced – Reads fluently, with good makharij, tajweed & rules of stoppage.

AL-HAADI PLEDGE:

- Allegiance (*bay'a*) to our 12th Imam, Imam Mahdi ('atfs)
- To live the way our Imam ('ajfs) wants us to live
- We will make our Imam proud that we are his followers
- We won't ask what our Imam can do for us; instead, we will ask: "What can we do for our Imam?"



AL-HAADI AIM:

- To ensure everyone feels safe, respected and welcome
- To provide quality Islamic education through nurturing closeness and obedience to Allah (swt) and love for the Prophets (s), Ahl al-Bayt ('a) and the Holy Qur'an as our ultimate guides
- To model Excellence in Conduct (Makaarim al-Akhlaq)



MAKAARIM AL-AKHLAQ AT AL-HAADI:

- **مَسْئُورِيَّة** **Responsibility:** We will come to class on time, with learning material and follows through on commitments
- **جُهْد** **Effort:** We will participate constructively and with care in class or small group activities
- **إِحْتِرَام** **Respect:** We will talk and behave with politeness and display good attitude at all times
- **أَخَوِيَّة** **Care:** We will show empathy or concern for others, and we will volunteer, be helpful and share with others

Al-Haadi Study Centre Community Service Award

Objective

- To recognize students who have volunteered at community service activities within Al-Haadi Study Centre and/or within the community.
- To foster a spirit of community service and inspire others to be involved in community service activities.

Frequency

Annual

How to Apply:

Submit a summary of activities performed and number of hours, by May 8, 2022. Entries must be signed/initialed by Organization representative/parent.

Criteria

1. Participate or lead activities providing community service within madrassah, within mosque, within the community, etc.
2. All Volunteering activities count; must be performed on a volunteer basis (not a paid position).
3. Suggested activities: fundraising for charity, helping at mosque programs, helping the elderly, visiting the sick, reading for those who are blind, teaching a skill, helping at food bank or shelter, etc.
4. Minimum total # of hours performing community service during August, 2021 - April, 2022:

Community Class: 5 hours

Grades 1-4: 5 hours

Grades 5-8: 10 hours

Grades 9-YF: 20 hours